


# TurboCool

## HIGH PERFORMANCE AIR COOLED HEAT EXCHANGER PROCESS APPLICATIONS

### FEATURES

1. Self-venting design for easy commissioning.
2. Double wrap, finned tubing for increased cooling surface area.
3. High performance, CFD-optimized heat exchanger cowling.
4. Aluminum blower impeller and housing for extended service life and corrosion resistance.
5. Heavy duty centrifugal blower. Air flow rate matched to specific process conditions.
6. Available inlet filter for reduced heat exchanger maintenance due to fouling.
7. Standard NEMA or IEC motor frames.
8. Eliminates cooling water.



### APPLICATION

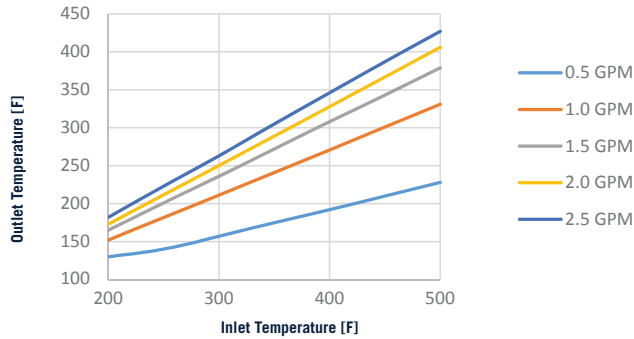
API Flush Plan 21  
 API Flush Plan 23  
 API Flush Plan 55

**STANDARD 2-4 WEEK DELIVERY**

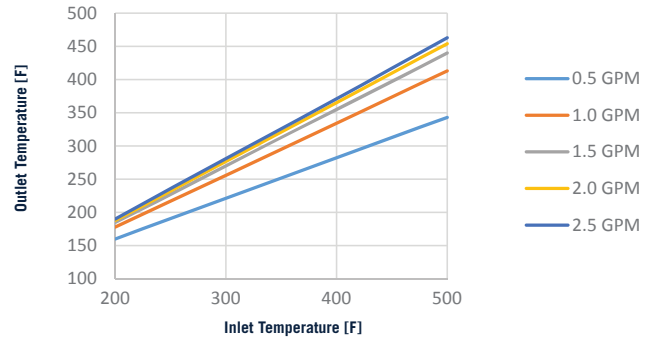
PERFORMANCE CURVES

MAWP: 2215 psig at 750°F  
 Temperature: up to 750°F

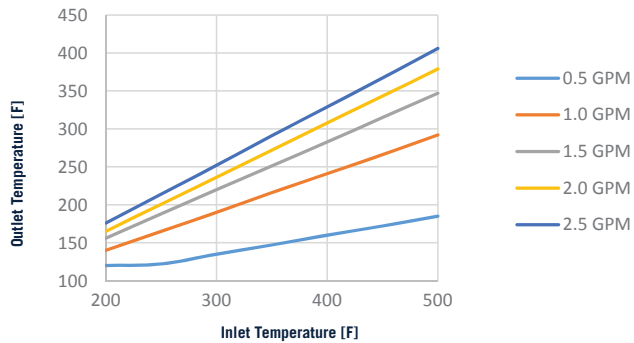
MODEL S [650 CFM] - OIL



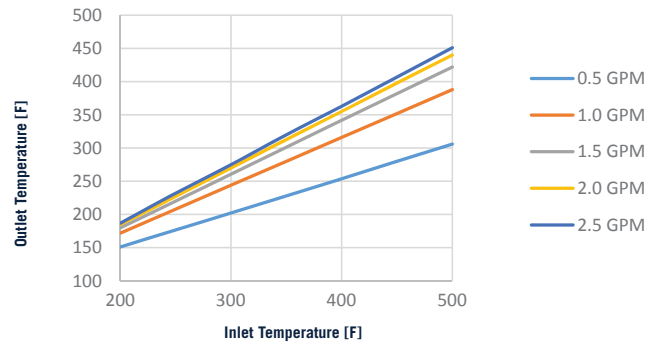
MODEL S [650 CFM] - WATER



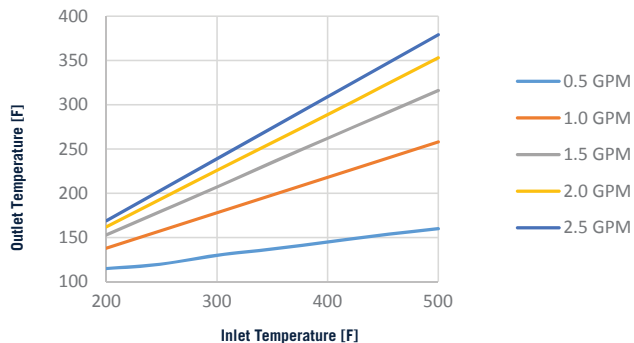
MODEL M [1000 CFM] - OIL



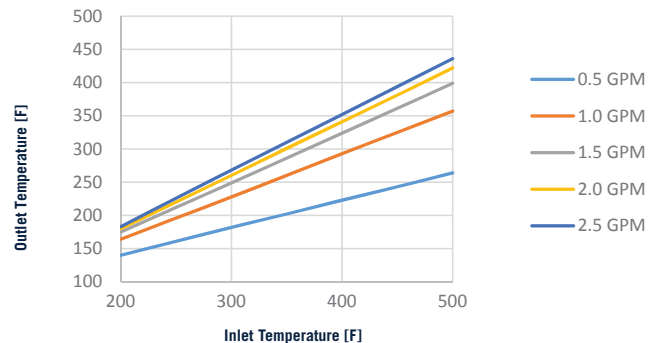
MODEL M [1000 CFM] - WATER



MODEL L [1500 CFM] - OIL



MODEL L [1500 CFM] - WATER



The information provided is to be used as a selection guide only. Each application should be reviewed in detail as specific properties of process fluids and environmental variables may have a significant effect on cooler performance. Information subject to change without notice.